





CFM150S SERIES

150 WATT I.T.E AC-DC POWER SUPPLY WITH PFC



Features

- * Universal Input 90-264Vac
- * 2"x 4" Open Frame Compact Size
- * 120W with Natural Convection
- * 150W with Base Cooling
- * No Load Input Power Consumption<150mW
- * Active PFC Function
- * High Efficiency up to 94%
- * Continuous Short Circuit Protection
- * Meets IEC/EN60335-1/60601-1
- * EMI Safety Meets Class I & Class II
- * Operating Altitude 5000m



Ordering information

CFM150SXXX - X

Blank

B: Base Cooling

| MODEL | OUTPUT VOLTAGE | OUTPUT CURRENT | | RIPPLE & NOISE NOTE 1 | VOLTAGE ACCURACY NOTE 2 | VOLTAGE ADJ. RANGE | LINE REGULATION NOTE 3 | LOAD REGULATION NOTE 4 | % EFF. (Typ.) NOTE 5 |
|------------|----------------|--------------------|--------------|--------------------------|----------------------------|--------------------|---------------------------|---------------------------|-------------------------|
| | | Natural Convection | Base Cooling | | | | | | |
| CFM150S120 | 12V | 10.0A | 12.5A | 1% | ±1% | ±8% | ±0.5% | ±1% | 93% |
| CFM150S240 | 24V | 5.0A | 6.25A | 1% | ±1% | ±8% | ±0.5% | ±1% | 94% |
| CFM150S280 | 28V | 4.28A | 5.35A | 1% | ±1% | ±8% | ±0.5% | ±1% | 94% |
| CFM150S360 | 36V | 3.33A | 4.16A | 1% | ±1% | ±8% | ±0.5% | ±1% | 94% |
| CFM150S480 | 48V | 2.5A | 3.125A | 1% | ±1% | ±8% | ±0.5% | ±1% | 94% |

Specifications

INPUT SPECIFICATIONS:

Voltage 90~264Vac
 Frequency 47 to 63Hz
 Inrush Current Cold start @25°C 100A max. @240Vac
 Input Current 100Vac/2A max., 240Vac/0.8Amax.
 Leakage Current 100uA max.

OUTPUT SPECIFICATIONS:

Holdup Time 25ms typ.20ms min. @115Vac
 Short Circuit Protection Hiccup Mode (Auto Recover)
 Over Voltage Protection Latch
 Temperature Coefficient ±0.05%/°C

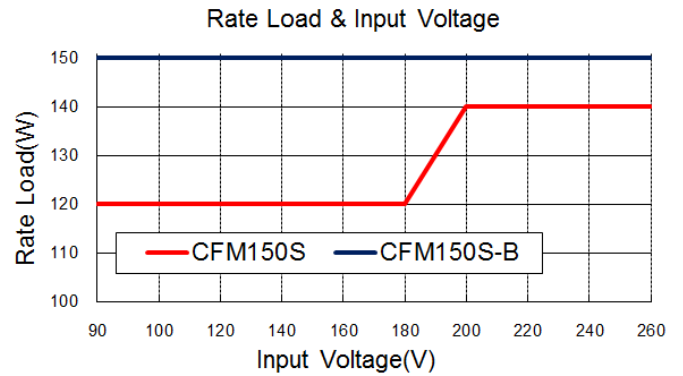
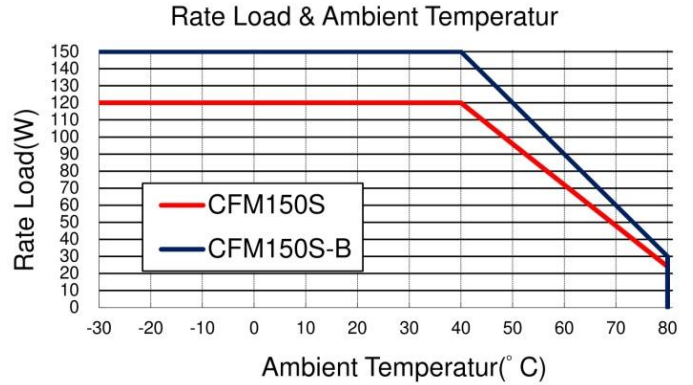
GENERAL SPECIFICATIONS:

Isolation Input to output = 3000VAC
 Operating Temperature -30 ~ 80°C (see derating curve)
 -40°C can be Start-Up
 Storage Temperature -40 ~ 85°C
 Humidity 93% RH max. Non condensing
 Switching Frequency 115 KHz Typical
 MTBF..... MIL-HDBK-217F, GB, 25°C/115VAC 350Khrs min.
 Altitude 5000m
 Life Time 26000 hours min.@ 75% load ,40°C
 Dimensions 4.00x2.00x1.283 Inches (101.6x50.8x32.6mm)
 -B 4.598x2.00x1.362 Inches (116.8x50.8x34.6mm)
 Weight CFM150SXXX 200g
 CFM150SXXX-B 240g

SAFETY AND EMC:

Emission and Immunity ... EN55032 Class B, FCC Part 15 Class B (**NOTE 7**)
 EN61000-3-2, EN61000-3-3, EN61000-6-3, EN61000-6-4
 Immunity EN55024, EN61204-3, EN61000-6-1, EN61000-6-2
 Safety Class I & Class II , IEC/EN/UL62368-1

CFM150S Series Derating Curve

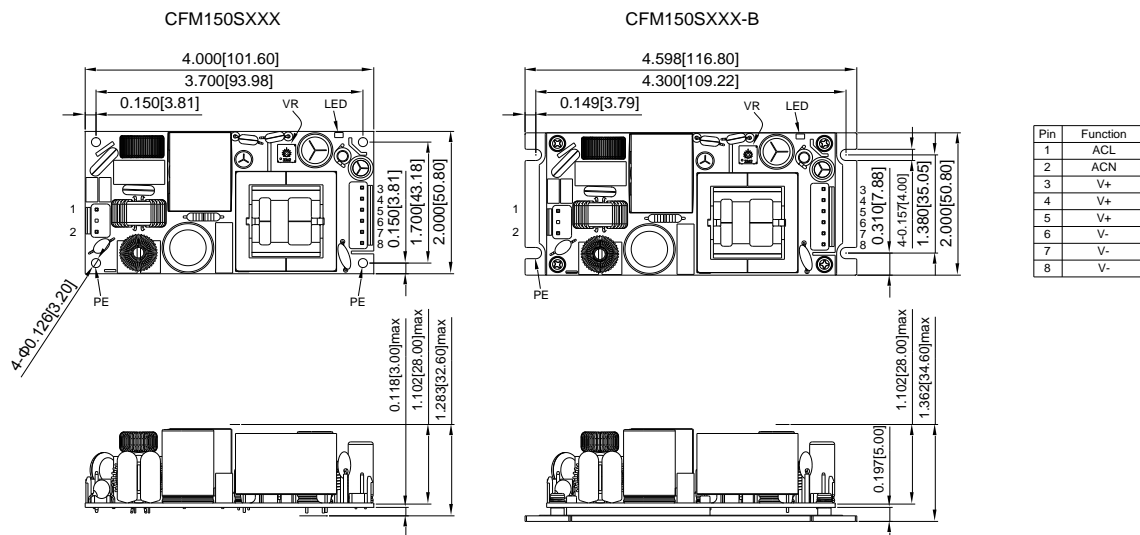


NOTE:

1. Add a 0.1uF ceramic capacitor and a 10uF E.L. capacitor to output for ripple & noise measuring @20MHz BW.
2. Voltage accuracy is set at full load.
3. Line regulation is measured from 100Vac to 240Vac with full load.
4. Load regulation is measured from 10% to 100% full load.
5. Typical efficiency at 230 VAC and full load at 25°C.
6. Standard input and output connectors (CN1 and CN2) wafer with TAIWAN KING PIN TERMINAL PVHI series and mate with JST housing VHR series or equivalent.
7. Class I: Radiation & Conduction Class B
 Class II: Radiation Class A ; Conduction Class B

Mechanical Specification

All Dimensions are in inches[mm]
 Tolerance:Inches:X.XXX±0.02
 Millimeters:X.XX±0.5



Typical at 25°C, nominal line and 75% load, unless otherwise Specified