

BLE32SN120BH1#

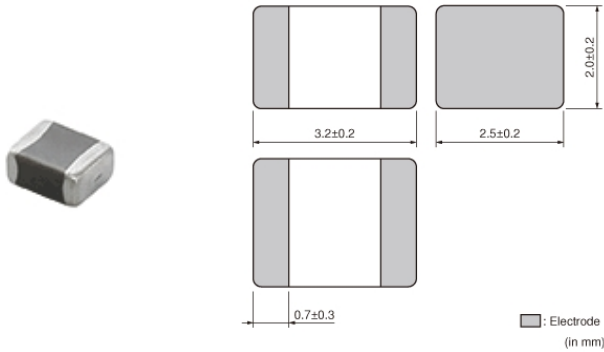
“#” indicates a package specification code.

In Production
New
AEC-Q200
RoHS
REACH

< List of part numbers with package codes >

BLE32SN120BH1B BLE32SN120BH1K BLE32SN120BH1L

Appearance & Shape



Packaging Information

Packaging	Specifications	Standard Packing Quantity
B	Bulk(Bag)	1000
K	330mm Embossed Tape	7000
L	180mm Embossed Tape	1500

Applications

Automotive Usage	Powertrain/Safety
------------------	-------------------

Features

1. Bead inductor BLE series is designed to function nearly as a resistor at noise frequencies, which greatly reduces the possibility of resonance and leaves signal wave forms undistorted.
2. The nickel barrier structure of the external electrodes provides excellent solder heat resistance.
3. BLE32SN series can be used in high current circuits due to its low DC resistance. It can match power lines to a maximum of 20ADC.

Attention

1. This datasheet is downloaded from the website of Murata Manufacturing Co., Ltd. Therefore, its specifications are subject to change or our products in it may be discontinued without advance notice. Please check with our sales representatives or product engineers before ordering.

2. This datasheet has only typical specifications because there is no space for detailed specifications.

Therefore, please review our product specifications or consult the approval sheet for product specifications before ordering.

BLE32SN120BH1#

“#” indicates a package specification code.



Specifications

Shape	SMD
Size Code (in inch)	1210
Length	3.2mm
Length Tolerance	±0.2mm
Width	2.5mm
Width Tolerance	±0.2mm
Thickness	2.0mm
Thickness Tolerance	±0.2mm
Operating Temperature Range	-55°C to 150°C
Mass(typ.)	0.08g
Number of Circuit	1
Rated Current (at 85°C)	20A
Rated Current (at 125°C)	20A
Rated Current (at 150°C)	0.01A
DC Resistance(max.)	0.6mΩ
Impedance (at 100MHz)	12Ω
Impedance (at 100MHz) Tolerance	±5Ω
Size Code (in mm)	3225

Attention

1.This datasheet is downloaded from the website of Murata Manufacturing Co., Ltd. Therefore, it's specifications are subject to change or our products in it may be discontinued without advance notice. Please check with our sales representatives or product engineers before ordering.

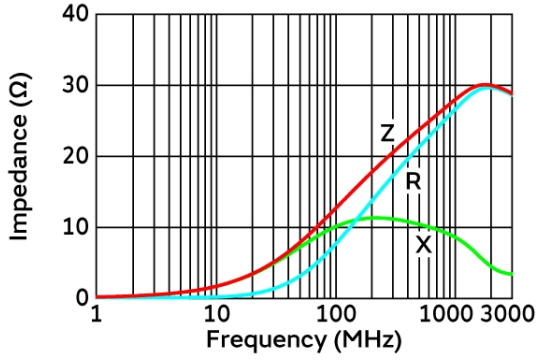
2.This datasheet has only typical specifications because there is no space for detailed specifications.

Therefore, please review our product specifications or consult the approval sheet for product specifications before ordering.

BLE32SN120BH1#

"#" indicates a package specification code.

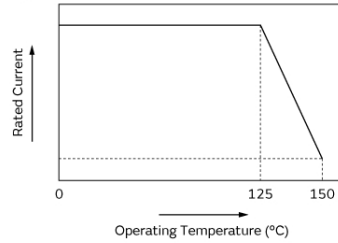
Product Data



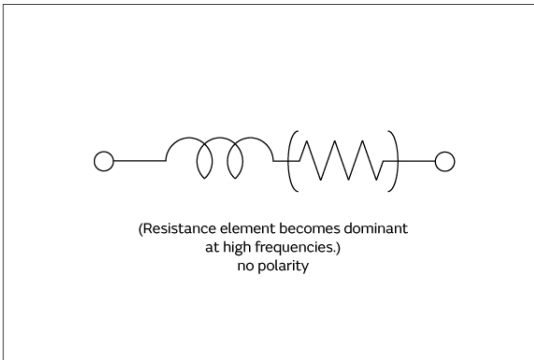
Impedance-Frequency Characteristics

In operating temperature exceeding +125°C, derating of current is necessary for this series. Please apply the derating curve shown in chart according to the operating temperature.

Derating of Rated Current



Derating of Rated Current



Equivalent Circuit

Attention

- 1.This datasheet is downloaded from the website of Murata Manufacturing Co., Ltd. Therefore, it's specifications are subject to change or our products in it may be discontinued without advance notice. Please check with our sales representatives or product engineers before ordering.
- 2.This datasheet has only typical specifications because there is no space for detailed specifications. Therefore, please review our product specifications or consult the approval sheet for product specifications before ordering.